



Vivian Rodgers  
LEARNING FRAMEWORK (PSYC1300 45231S)

## BC Survey - Results 2023 Fall (16-Week - 231S), LEARNING FRAMEWORK

Dear Instructor,

Below are the 2023 Fall (16-Week - 231S) survey results for "LEARNING FRAMEWORK (PSYC1300 45231S)".

The overall indicator is listed first.

The second part of the analysis lists the average values of all individual questions.

Comments are listed at the report's end.

If you have any further questions, please reach out to a member of PIER.

Best regards,

Robert Wood  
Assistant Research Analyst  
Brazosport College  
500 College Drive  
Lake Jackson, TX 77566  
(979)-230-3189  
robert.wood@brazosport.edu

Vivian Rodgers  
2023 Fall (16-Week - 231S)  
LEARNING FRAMEWORK (PSYC1300 45231S)  
No. of responses = 1



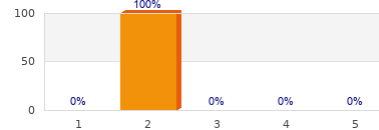
## Survey Results

### 3. Level of Agreeance:

3.1) Instructions for course activities and assignments were clear.	strongly disagree	<p>Bar chart showing 100% of responses at level 3 (strongly disagree). The x-axis represents levels 1 to 5, and the y-axis represents percentage from 0 to 100.</p>	strongly agree	n=1 av.=3 md=3 dev.=0
3.2) The workload in this course was well distributed throughout the term.	strongly disagree	<p>Bar chart showing 100% of responses at level 4 (strongly agree). The x-axis represents levels 1 to 5, and the y-axis represents percentage from 0 to 100.</p>	strongly agree	n=1 av.=4 md=4 dev.=0
3.3) The course was delivered as outlined in the syllabus.	strongly disagree	<p>Bar chart showing 100% of responses at level 5 (strongly agree). The x-axis represents levels 1 to 5, and the y-axis represents percentage from 0 to 100.</p>	strongly agree	n=1 av.=5 md=5 dev.=0
3.4) Assessments/exams were based on material covered in assignments, readings, lectures, videos, group activities, etc.	strongly disagree	<p>Bar chart showing 100% of responses at level 5 (strongly agree). The x-axis represents levels 1 to 5, and the y-axis represents percentage from 0 to 100.</p>	strongly agree	n=1 av.=5 md=5 dev.=0
3.5) The instructor made learning relevant to my field of study, career, or degree.	strongly disagree	<p>Bar chart showing 100% of responses at level 3 (strongly disagree). The x-axis represents levels 1 to 5, and the y-axis represents percentage from 0 to 100.</p>	strongly agree	n=1 av.=3 md=3 dev.=0
3.6) The instructor used a variety of instructional methods (examples: group discussions, student presentations, student activities, lab activities, online discussions, video assignments, case studies, etc.)	strongly disagree	<p>Bar chart showing 100% of responses at level 5 (strongly agree). The x-axis represents levels 1 to 5, and the y-axis represents percentage from 0 to 100.</p>	strongly agree	n=1 av.=5 md=5 dev.=0
3.7) The instructor provided timely feedback on my assignments.	strongly disagree	<p>Bar chart showing 100% of responses at level 2 (strongly disagree). The x-axis represents levels 1 to 5, and the y-axis represents percentage from 0 to 100.</p>	strongly agree	n=1 av.=2 md=2 dev.=0
3.8) The instructor exhibited professional behavior, treated students respectfully, and used appropriate language during class.	strongly disagree	<p>Bar chart showing 100% of responses at level 5 (strongly agree). The x-axis represents levels 1 to 5, and the y-axis represents percentage from 0 to 100.</p>	strongly agree	n=1 av.=5 md=5 dev.=0

3.9) The instructor provided grades within the stated timeframe.

strongly disagree

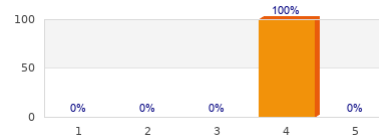


strongly agree

n=1  
av.=2  
md=2  
dev.=0

3.10) The instructor was accessible to answer questions and explain material outside of class according to office hours.

strongly disagree



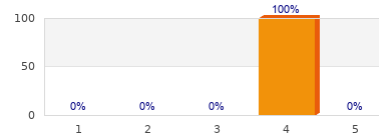
strongly agree

n=1  
av.=4  
md=4  
dev.=0

#### 4. Overall Satisfaction With This Course:

4.1) Please rate your overall satisfaction with the learning experience in this course.

Very Dissatisfied



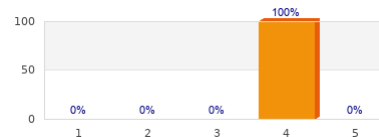
Very Satisfied

n=1  
av.=4  
md=4  
dev.=0

#### 5. Course Recommendation:

5.1) How likely are you to recommend this course with this instructor to a friend?

Very Unlikely



Very Likely

n=1  
av.=4  
md=4  
dev.=0

#### 7. Student Demographics:

7.1) How many credits have you completed toward your degree or certificate?

0 - 30 completed credits  100%

31 - 60 completed credits  0%

61 - 90 completed credits  0%

91 + completed credits  0%

n=1

7.2) This course is instructed as:

a face-to-face course  0%

a hybrid/blended course (a combination of face-to-face and online instruction)  0%

an online synchronous (students are required to participate online at a specific time)  100%

an online asynchronous (students view course materials at any time)  0%

n=1

7.3) This term I am currently enrolled in:

5 or less credit hours  100%

6 - 8 credit hours  0%

9 - 11 credit hours  0%

12 or more credit hours  0%

n=1

7.4) My current major is:



7.5) I am currently a high school student taking college courses.



## Comments Report

---

### 6. Open Response:

<sup>6.1)</sup> What are the strengths of this course?

- It has taught young kids and adults how to navigate D2L, be responsible for getting your work done, and learn how to be a college student.

<sup>6.2)</sup> What changes would you recommend that would improve this course?

- No changes should be made